


International Rock Gardener



---International Rock Gardener---

September 2012



The first offering this month is by nurseryman Tim Ingram about the Welsh garden of the Plant-hunters Jim and Jenny Archibald. This article will be added to the [Archibald Archive in the SRGC website](#). Tim is a passionate believer in the importance of gardens, particularly in the context of organisations such as the SRGC and its sisters. Gene Mirro concludes his series on the lilies of North West America – a piece on the germination of these western species lilies is posted in the [SRGC Forum area for IRG](#). Adrian Young presents one of his preferred Saxifraga species and it is his photo that gives our cover picture: *Saxifraga catalaunica*, Adrian Young (page 8).


--- Mountains in the Gardens ---

'Bryn Collen'- the garden of Jim and Jenny Archibald by Tim Ingram

In April 2003 I had the good fortune to be invited to give a series of lectures in Ireland and visited a number of fine gardens, both private and public, which remain strongly in the memory. But best of all was returning through South Wales and the opportunity to see 'Bryn Collen', at Ffostrasol, Llandysul, the home of Jim and Jenny Archibald. Those marvellous Welsh syllables were only known to me from the enticing seedlists received over the past decade or more and had not fully prepared me for a garden both deeply sympathetic to the landscape and full of the most wonderful variety of plants. Of course I should have known that here would be something very special, but one can become so immersed in one's own garden and gardening that a different outlook can only be good. I had listened to Jim speak and read his articles and felt very privileged to be invited to his and Jenny's garden. All gardeners, though, have that instant rapport that comes from a lifetime of growing, propagating and studying plants, and perhaps also a tolerance of those, like me, less experienced and eager to learn.



Stream in the woodland



Entrance to the woodland through the hedge

---International Rock Gardener---

'Bryn Collen' lies on the side of a valley, high above a stream which in the [March 2001 seedlist](#) Jim described they were beginning to clear and manage to create a moist woodland garden. The rainfall in this part of Wales can reach 2m (6ft) or more annually, and the effect of too much of this coming too close together is described in the [September 2008 seedlist](#). Many of the streamside plants, naturally adapted to such occasional floods, withstood the weather well. This part of the garden took my breath away when I visited in 2003, two years after it had been started. And it was obvious then how carefully it had been planted. The stream was managed and divided to moderate and spread its flow and many choice species planted on the banks and at strategic points throughout the woodland. Coming through the narrow entrance in the hedge from the open garden above was both a surprise and a revelation. All really good gardens rely on contrast, both between plants and in the overall plantings, and I imagine that the woodland must have been the greatest fun to make; an opportunity to grow a whole range of plants impossible elsewhere. A few larger trees made focal points and winding stony paths enticing access to the streamlets and planting areas.



Chrysopenium davidianum and *Caltha palustris* carpeting the banks of the stream, with some good *Meconopsis* rosettes in the central "island"

---International Rock Gardener---

In places the fresh green foliage and sulphur-yellow flowerheads of *Chrysplenium davidianum* completely carpeted the banks, and bold clumps of *Lysichiton* and *Gunnera* erupted from the moist soil. Low, near the constantly running water, were choice primulas, 'King Cups' (*Caltha palustris*) and the contrasting form of sedges.



Lysichiton and *Gunnera*

Higher in the woodsy soil between the trees, familiar woodland species such as trilliums, pulmonarias and ferns, interspersed with many rhododendrons ranging from dramatic large leaved species to the lovely glaucous, waxy-flowered cinnabarinum. Come summer with the leaves on the trees and perennials in full growth, the scene must have resembled a lush monsoon forest in the Himalayas! Much more time would have been needed to take in the full richness of the planting but already the garden captured the imagination and was a true work of art.



Chaerophyllum hirsutum 'Roseum'



Rheum palmatum 'Atropurpureum'

---International Rock Gardener---

But of course the garden didn't stop here! Above the woodland a small orchard of mature fruit trees was underplanted with hellebores and other woodland species, plus strong growing perennials like *Euphorbia griffithii*, which revels in damp soil, and the lovely pink umbel *Chaerophyllum hirsutum* 'Roseum'. *Rheum palmatum* 'Atropurpureum' was magnificent in its expanding spring foliage, but not just one - planted in some numbers! A second smaller *Rheum* species made a fascinating conversation piece. Higher still and the garden became more open and loosely planted with smaller species of rhododendrons and other Ericaceae, choice shrubs like *Fothergilla*, and many bulbs and tidy early flowering perennials. The quality of the planting throughout could easily compare, and often outshine, any of the finest Botanic Gardens throughout the country, and reinforces the view that Jim was a plantsman and educator of the highest calibre. His often acerbic comments made in the introductions to the seedlists may have made uncomfortable reading at times but were strongly founded in experience, and their value no doubt recognised by many not in a position to posit them themselves.



Above: Planting in the upper garden
Right: Stock plants in a greenhouse
Below: *Helleborus vesicarius*



For me the highlight was the range of greenhouses and tunnels at the highest point of the garden, containing stock plants for seed and propagation which wouldn't prosper in the open. Here was a treasure trove of rare species; bulbs of all kinds; probably the finest collection of peony species in the country; and oddball plants like the summer dry adapted *Helleborus vesicarius*.

Most of the bulbs were grown traditionally and meticulously in pots. Many earlier flowering species of fritillarias and narcissi were over, but notable plants in full flower included burgeoning potfuls of all three forms of *Tecophilaea cyanocrocus*, the glorious and vivid flowering *Anemone biflora*, several *Calochortus* species (a genus rarely seen in cultivation, even given the greater availability from Dutch bulb growers in recent years), and some mouth-watering irises.

[Note: Tim's slides were converted to digital format by Archibald Archivist, David Stephens]

---International Rock Gardener---

Below: *Tecophilaea cyanocrocus* forms




In the large polytunnel larger herbaceous species were planted out directly and included the most magnificent clump of *Paeonia cambessedesii* that I have ever seen! Along one side a shallow raised bed was devoted to an enviable collection of peony species; 28 different accessions are listed in the September 2008 seedlist, and those who have grown peonies from seed (slow but usually quite reliable) will know that this was a remarkable and painstaking resource, and an example of the immense value of growing and collecting seed of such plants in cultivation. Extraordinary and completely new to me was the rare and darkest maroon *Paeonia parnassica*, a very local endemic from Greece, and a plant I shall always wish I had obtained seed of when listed.



Above: Stock plant tunnel

Below: *Paeonia cambessedesii* and *P. parnassica*



---International Rock Gardener---

In this tunnel was the endangered Californian *Delphinium luteum*, along with a number of elegant Pacific Coast irises; trailers of *Tropaeolum polyphyllum*; a beautiful white form of ***Thalictrum orientale*** growing en masse; and a wonderful clump of the original *Helleborus* 'Ballard's Black', showing how well this responded to the warm and dry conditions under cover. The very lovely azure-blue relative of muscari, *Bellevalia forniculata* (a Turkish species of melt water meadows in Erzurum), especially appealed to me, though attempts to establish it in our garden have not succeeded to date. The tunnel and greenhouses contained a true cornucopia of plants!

Below: *Thalictrum orientale*



A garden of this quality in the public sphere would be lauded and cherished by gardeners. There is no doubt that Jim himself had this effect on those who knew him, whilst at the same time making, with his wife Jenny, a garden that was a private masterpiece.

T.I.

---International Rock Gardener---

---Plant Report---

“*Saxifraga catalaunica* is a good species” by Adrian Young

Saxifraga catalaunica Boiss. & Reut. was for some strange reason included under *S. callosa* for a number of years as a sub-species, *S. callosa* subsp. *catalaunica*. *S. callosa* has a limited distribution, it can be found in the Franco-Italian Maritime Alps and Central Italy in the Apennines, Apuans and the Ligurian Alps. It is strange that despite suitable conditions *S. callosa* has not inhabited the Pyrenees. Anyone that bothered to examine *Saxifraga catalaunica* in its natural habitat at Montserrat could have seen that it was not related closely to *S. callosa*, all the major diagnostic features were simply incorrect. *S. callosa* always has a glabrous (non-hairy) flower stem and a single sided flower panicle, *Saxifraga catalaunica* has a stem covered in glandular cilia and a fully rounded flower panicle.



Saxifraga catalaunica from Montserrat

S. catalaunica is commonly found on Mt. Montserrat, which is a multi-peaked mountain located near the city of Barcelona, in Catalonia, Spain. It is part of the Catalan Pre-Coastal Range. The main peaks are Sant Jeroni 1236m, Montgrós 1120m and Miranda de les Agulles 903m. It is well known as the site of the Benedictine abbey, Santa Maria de Montserrat, which hosts the Virgin of Montserrat sanctuary. Montserrat literally means jagged mountain in Catalan. It describes the peculiar aspect of the rock formation, which is visible from a great distance. The mountain is composed of strikingly pink conglomerate, a form of sedimentary rock.

---International Rock Gardener---

Thankfully a Spanish Botanist, Dr Pablo Vargas (Madrid Botanical Garden) published a full description of *Saxifraga catalaunica* in the latest revision of Flora Iberica. For those Spanish speaking Saxiphiles, you may access this item [at this link](#).



Saxifraga catalaunica



It is wrong to assume that this species is confined only to Montserrat; it does appear in two or three other sites in N.E. Spain including the Sala de Pallars near Lleida and just south of the Monsec ridge at the southern end of the Tremp valley, but never reaches the Pyrenees. I am not sure why there has been so much confusion about this species both in Nature and in cultivation, I obtained several plants of *Saxifraga catalaunica* from various sources and it has always been incorrect. So I decided to visit Mt. Montserrat and introduce the correct plant to horticulture. It proved a little reluctant to flourish in pot culture so I placed a couple of small plants in Welsh Tufa and they got on famously. I have collected seed from these plants for a few years now and spread them around the Alpine plant community and it's fair to say that *Saxifraga catalaunica* is now back firmly into cultivation.



There is interesting genetic DNA evidence from Fabrizio Grassi [[Natural Hybridization in Saxifraga callosa](#) Sm. 2006, F. Grassi et al Plant Biology 8] of the University of Milan that *Ss. callosa* and *catalaunica* are from different origins and have evolved on a separate path, *S. catalaunica* may not be closely related to *S. callosa* but it has a surprisingly close relative in *S. valdensis* (bootstrap 94%).

Although most species of Section Ligulatae (Silver Saxifrages) hybridise at the drop of a hat, *Saxifraga catalaunica* appears to more selective, but the good news is that this Spring several seedlings from *Saxifraga catalaunica* have germinated and it looks as though we may have some hybrids.

A.Y

Saxifraga catalaunica ex Montserrat.

---International Rock Gardener---

---Plant Report---

Liliums of Oregon and Washington by Gene Mirro

The liliums of Oregon and Washington are found primarily in the Cascade Mountains, the valleys to the west of the mountains, and the Pacific coast. The coastal areas have mild summers and winters, but the average temperature decreases as you head north. Rainfall on the coast can be 100 inches or more annually, and is almost all in winter. The climate in this entire region is Mediterranean. The valleys between the coast and the mountains have more extreme temperatures in both summer and winter, but are still mild compared to the interior continental climate. The mountains can have very large snowfall accumulations of 12 feet (4m) or more, which does not melt until June in some places. The growing season is quite short at high altitudes.

In western Oregon at lower elevations, the most common lily is *L. columbianum*, which can be found from the coast to the east side of the Cascades.

Below left: *Lilium columbianum* in the garden. It needs cool, shaded, dry soil after blooming.



Above right: A few *Lilium occidentale* can be found along the southern Oregon coast.



Left: *Lilium bolanderi* growing among Manzanita [shrubs of the genus *Arctostaphylos*].

In the Siskiyou mountains, we can find *L. bolanderi*, *L. kelloggi* and *L. pardalinum* subsp. *vollmeri*.

Further north at lower elevations, we find *L. pardalinum*.



Lilium pardalinum in S.W. Oregon, growing near a stream.



Darlingtonia californica, S.W. Oregon.

---International Rock Gardener---



Over in the Cascades range, an occasional *L. washingtonianum* v. *purpurascens* can be sighted. In northern Oregon, many *L. washingtonianum* can be sighted on logging roads through the Cascades.



L. washingtonianum: painting shown by kind permission of [Linda Ann Vorobik](#), PhD, Lopez Island, WA.



Plant hunting in the Santiam Pass, Oregon Cascades.

---International Rock Gardener---



Mount Jefferson

In western Washington state, one occasionally finds *L. columbianum*. It is rumoured that there are a few *L. washingtonianum* in the Cascades on the Washington side, but I have not seen them. As we head north, the annual rainfall increases, and the forest cover becomes more dense. The result is fewer flowering plants, except on the roadsides and clearcuts. There is also severe competition from invasive plants such as blackberry.



The most spectacular wildflower display that I know of in Oregon and Washington is in Olympic National Park. Fields and hillsides are covered with *L. columbianum*, lupine, Columbine, Indian paintbrush, daisies, *Erythronium*, and many others.

Left: Alpine meadow in Olympic National Park.

---International Rock Gardener---



Lunch with a view, Olympic National Park.




A magnificent stem of *Lilium columbianum*, Olympic National Park.

---International Rock Gardener---



Hillside flower display, Olympic National Park.



Erythronium montanum, Olympic National Park.

---International Rock Gardener---



Erythronium grandiflorum, Olympic National Park.

Lilium columbianum can also be found at Mount Rainier National Park.



Mount Rainier

www.srgc.org.uk

---International Rock Gardener---



Left: *Lilium columbianum* growing on a rock wall

Below left: *Penstemon* (possibly *P. davidsonii*)

Below: Marmot, *Marmota caligata*, all on Mt. Rainier.




Alpine hillside, Mount Rainier

The pink flower is *Mimulus lewisii*, which grows easily for me in moist sandy loam soil.

---International Rock Gardener---



Waterfall, Mount Rainier



Snow in August, Mount Rainier

G.M.